



Store and Club Carts

PRODUCT GUIDE | WHEEL AND CASTER REPLACEMENT PARTS



P&HCASTERS
WE KEEP YOUR WORLD ROLLING

CONTENTS

ORDERING GUIDELINES

QUESTIONS ABOUT PRODUCTS OR ORDERING?	4
---	---

SHOPPING CARTS WHEELS AND CASTERS

STANDARD SHOPPING CART WHEEL	6
NON-FLAT SPOTTING SUPER FRICTION SHOPPING CART WHEEL.....	6
STANDARD FRONT SWIVEL CASTER	7
PRECISION FRONT SWIVEL CASTER	7
PREMIUM HEAT TREATED, WELDED SWIVEL YOKE	7
5" SWIVEL PLATE CASTERS FOR KID ROADSTER CART	8
STANDARD FRONT SWIVEL CASTER	8
SAM'S FLAT BED WIRE CART CASTERS.....	8

BAKERY DELIPRODUCE, MEAT & SEAFOOD PARTS

HIGH TEMPERATURE WHEELS & CASTERS	10
BAKERY OVEN RACK PARTS.....	10
STANDARD BAKERY EQUIPMENT (NON-HI TEMP).....	11
PLATTER, WIRE, BUN, LUG & DONUT RACK CASTERS.....	11
BAKERY- ENCLOSED CABINET PARTS	12
WHEEL	13
BAKERY LUG DOLLY PARTS	13
PRODUCE & ROTISSERIE CART- MEAT/CLUB STOCKING CART PARTS	14
ICING CART PARTS	15
FRY RACK & FOOD DEMO CART PARTS	16

MATERIAL HANDLING & STOCKING EQUIPMENT

MATERIAL HANDLING/STOCKING CART PARTS	17
FURNITURE CART PARTS	18
UTILITY NESTING CART PARTS	18
SHOE STOCKING /SHELF UTILITY/ROCKET CART PARTS	19
CURBSIDE PICKUP PALLET (ORBIS).....	20
NESTING GROCERY PICK CART	21

PRODUCT DISPLAY RACKS & EQUIPMENT

SLANT DISPLAY RACK/COLLAPSIBLE BREAD RACK	23
GARMENT RACK.....	23
MOBILE BIKE RACK- WINHOLT	24
PLANT RACK PARTS	25
AUTO TOOL CART PARTS.....	25
WASTE BIN	26

SPECIALTY CARTS & EQUIPMENT

RECEIVING CARTS.....	28
RECEIVING CART/DESK PARTS	28
CASH CART PARTS.....	28
SECURITY CAGE CART.....	29
GARDEN CARTS.....	30
GARDEN CART.....	30
OTHER CARTS/DOLLIES	31
CART ROLL AROUND.....	31
3 TIER ROLLING TIRE RACK	31
EXPANDABLE GATE - YELLOW	32
ROLLING BIN FOR TRASH COLLECTION	32
3 STEP LADDER CART.....	33
TOTE STOCKING CART	33
APPAREL CART 1	34
APPAREL CART 2	34
APPAREL CART	34

SHOPPING CARTREPLACEMENT PARTS

SHOPPING CART REPLACEMENT PARTS	36
---------------------------------------	----

CASTER TERMINOLOGY

GENERAL INFORMATION	39
CASTER TERMINOLOGY.....	39
CASTER PARTS & NOMENCLATURE	39

ORDERING GUIDELINES

QUESTIONS ABOUT PRODUCTS OR ORDERING?

P&H Caster's knowledgeable customer service representatives are happy to help!

Toll Free: (800) 354-8622

Phone: (817) 468-3850

Fax: (817) 468-2850

Email: customerservice@phcasters.com

Orders: EFIXTURES/corporate ordering
Store Managers/Asst. Managers

Website: www.phcasters.com



SHOPPING CARTS


Wheels and Casters




P&H Caster's most popular shopping cart wheels are designed to fit carts made by the majority of cart manufacturers and come in both standard and anti-friction models.




STANDARD SHOPPING CART WHEEL

WALMART SAP NO.	P&H PART NO.	PKG./QTY.	DESCRIPTION	
100064375	KIT50-W-327	50 WHEELS WITH AXLES & NUTS	5" X 1 1/4" BLUE ON TAN TPU A98 CROWN ON PP LIGHT/MEDIUM DUTY WHEEL AND 5/16" DUAL PRECISION BEARING	
100064371	KIT100-W-327	100 WHEELS WITH AXLES & NUTS		


NON-FLAT SPOTTING SUPER FRICTION SHOPPING CART WHEEL

WALMART SAP NO.	P&H PART NO.	PKG./QTY.	DESCRIPTION	
100535509	KIT50W-809WRW-F	50 WHEELS WITH AXLES & NUTS	5" X 1 1/4" BLUE ON TAN TPU A98 CROWN ON PP SHOPPING CART WHEEL AND 5/16" QUAD X FRICTION BEARING. DESIGNED TO REDUCE THE SPEED OF THE CART ON PARKING LOT SLOPES.	
10053508	KIT100-809WRWF	100 WHEELS WITH AXLES & NUTS		


STANDARD FRONT SWIVEL CASTER

WALMART SAP NO.	P&H PART NO.	PKG./QTY.	DESCRIPTION	
100064374	KIT25-CAS615	25 COMPLETE ASSEMBLED CASTERS WITH TOP LOCK NUT	SHOPPING CART/RETAIL FRONT SWIVEL CASTER. ZINC PLATED STEEL WITH LACQUER DIP YOKE, 1/2 X 13 X 7/8 KEYED MOUNT, 5" X 1 1/4" TPU A98 CROWN ON PP BLUE ON TAN WHEEL, 5/16" DUAL PRECISION BEARING, 5/16" AXLE/NUT.	
100064378	KIT60-CAS615	60 COMPLETE ASSEMBLED CASTERS WITH TOP LOCK NUT		

PRECISION FRONT SWIVEL CASTER

WALMART SAP NO.	P&H PART NO.	PKG./QTY.	DESCRIPTION	
100662186	KIT25-H36C154CL	25 CASTERS COMPLETE WITH NUT.	WELDED PRECISION SWIVEL SHOPPING CART CASTER WITH PREMIUM ZINC, HEAT TREATED YOKE, 1/2" X 13 X 1" KEYED SHOPPING CART MOUNT, 5" X 1 1/4" TPU A98 CROWN TREAD ON POLYPROPYLENE BLUE ON TAN WHEEL, 5/16" DUAL PRECISION BEARINGS AND 5/16" AXLE AND NYLON NUT.	
100662187	KIT60-H36C154CL	60 CASTERS COMPLETE WITH NUT.		

PREMIUM HEAT TREATED, WELDED SWIVEL YOKE

WALMART SAP NO.	P&H PART NO.	PKG./QTY.	DESCRIPTION	
	KIT25-YF36C1542	KIT WITH 25 YOKES, AXLES AND NUTS..	PREMIUM ZINC PLATED HEAT TREATED WELDED SHOPPING CART SWIVEL YOKE.	



5" SWIVEL PLATE CASTERS FOR KID ROADSTER CART

WALMART SAP NO.	P&H PART NO.	PKG./QTY.	DESCRIPTION
???????????	KIT-Z20P154CLDE	10 COMPLETE ASSEMBLED CASTERS	SHOPPING CART/RETAIL FRONT SWIVEL CASTER. ZINC PLATED STEEL WITH LACQUER DIP YOKE, 1/2 X 13 X 7/8 KEYED MOUNT, 5" X 1 1/4" TPU A98 CROWN ON PP BLUE ON TAN WHEEL, 5/16" DUAL PRECISION BEARING, 5/16" AXLE/NUT, & ANTISTATIC CHAIN. PREVENTS CART FROM SHOCKING CUSTOMER.



STANDARD FRONT SWIVEL CASTER

WALMART SAP NO.	P&H PART NO.	PKG./QTY.	DESCRIPTION
100064355	KIT-CAS615-ASK	10 COMPLETE ASSEMBLED CASTERS	SHOPPING CART/RETAIL FRONT SWIVEL CASTER. ZINC PLATED STEEL WITH LACQUER DIP YOKE, 1/2 X 13 X 7/8 KEYED MOUNT, 5" X 1 1/4" TPU A98 CROWN ON PP BLUE ON TAN WHEEL, 5/16" DUAL PRECISION BEARING, 5/16" AXLE/NUT, & ANTISTATIC CHAIN. PREVENTS CART FROM SHOCKING CUSTOMER.



SAM'S FLAT BED WIRE CART CASTERS



WALMART SAP NO.	P&H PART NO.	PKG./QTY.	DESCRIPTION
100064361	KIT-CAS858-6	4 COMPLETE ASSEMBLED CASTERS. (MOUNTING HARDWARE NOT INCLUDED.)	4 SWIVEL OUTER CASTERS: MEDIUM/HEAVY CASTER WITH ZINC PLATED STEEL WITH LACQUER DIP YOKE, 4" X 4 1/2" MOUNT, 6" X 2" TPU A98 CROWN ON PP BLUE ON TAN WHEEL, 1/2" QUAD X BEARING AND 1/2" A/NY
100064362	KIT-CAS859-6	2 COMPLETE ASSEMBLED CASTERS (MOUNTING HARDWARE NOT INCLUDED.)	2 RIGID CENTER CASTERS: MEDIUM/HEAVY RIGID CASTER WITH ZINC PLATED STEEL WITH LACQUER DIP YOKE, 4" X 4 1/2" MOUNT, 6" X 2" TPU A98 CROWN ON PP BLUE ON TAN WHEEL, 1/2" QUAD X BEARING AND 1/2" A/NY



BAKERY DELI
Produce, Meat & Seafood Parts

HIGH TEMPERATURE WHEELS & CASTERS

EQUIPMENT TYPE: Bakery Oven Rack Parts

WALMART SAP NO.	P&H PART NO.	PKG./QTY.	DESCRIPTION	
100064355	KIT-W-3111- P	25 WHEELS WITH AXLES & NUTS	4" X 1 1/2" GREEN HIGH TEMP EPOXY RESIN LIGHT/MEDIUM DUTY WHEEL AND 5/16" DUAL PRECISION BEARING	
100064354	KIT-CAS507-SP	20 COMPLETE ASSEMBLED CASTERS	LIGHT/MEDIUM CASTER WITH STAINLESS STEEL YOKE, 3 1/8" X 4 1/8" MOUNT, 4" X 1 1/4" FLAT HIGH TEMP GREEN WHEEL, 5/16" DUAL PRECISION BEARING AND 5/16" A/NSS. (MOUNTING HARDWARE NOT INCLUDED.)	



REPLACEMENT PARTS FOR OVEN RACKS AND CARTS AS LISTED:

WALMART SAP NO.	CART/RACK DESCRIPTION
100019205	Bakery Oven Rack
100019204	Bakery Oven Rack
100019202	Bakery Oven Rack
100019206	Bakery Oven Rack
1000019210	Side Loading Aluminum Oven Rack, 15 pan



STANDARD BAKERY EQUIPMENT (NON-HI TEMP)

EQUIPMENT TYPE: Platter, Wire, Bun, Lug & Donut Rack Casters

WALMART SAP NO.	P&H PART NO.	PKG./QTY.	DESCRIPTION	
100064357	KIT-CAS617	5 COMPLETE ASSEMBLED CASTERS	LIGHT/MEDIUM CASTER WITH ZINC PLATED STEEL WITH LACQUER DIP YOKE, .845 WITH 5/16" HOLE MOUNT, 5" X 1 1/4" TPU A98 CROWN ON PP BLUE ON TAN WHEEL, 5/16" DUAL PRECISION BEARING AND 5/16" A/NY	
100502315	CAS617-PBK	1 COMPLETE ASSEMBLED CASTER	LIGHT/MEDIUM CASTER WITH ZINC PLATED STEEL WITH LACQUER DIP YOKE, .845 WITH 5/16" HOLE MOUNT, 5" X 1 1/4" TPU A98 CROWN ON PP BLUE ON TAN WHEEL, 5/16" DUAL PRECISION BEARING, 5/16" A/NY AND SIDE BRAKE	



REPLACEMENT PARTS FOR OVEN RACKS AND CARTS AS LISTED:

WALMART SAP NO.	CART/RACK DESCRIPTION
100019133	Bakery Channel Pan Rack
100019129	Bakery Cart
100019120	End Loading Bakery Pan Rack
100019121	10 Tray Bakery Platter Rack
100019128	Side Loading Bakery Pan Rack
100019131	End Loading 12 Pan Bakery Pan Rack
100019132	End Loading 12 Pan Bakery Bun Rack
100019119	Slanted Bakery Rack
100064357	Bulk Mover 6 Bushel


EQUIPMENT TYPE: Bakery- Enclosed Cabinet Parts



AL1840-EC


WALMART SAP NO.	P&H PART NO.	PKG./QTY.	DESCRIPTION	
100064358	KIT-CAS618	10 COMPLETE ASSEMBLED CASTERS (MOUNTING HARDWARE NOT INCLUDED.)	LIGHT/MEDIUM CASTER WITH ZINC PLATED STEEL WITH LACQUER DIP YOKE, 3 1/8" X 4 1/8" MOUNT, 5" X 1 1/4" TPU A98 CROWN ON PP BLUE ON TAN WHEEL, 5/16" DUAL PRECISION BEARING AND 5/16" A/NY.	
100502314	CAS618-PBK	1 COMPLETE ASSEMBLED CASTER (MOUNTING HARDWARE NOT INCLUDED.)	LIGHT/MEDIUM DUTY CASTER WITH ZINC PLATED STEEL WITH LACQUER DIP YOKE, 3 1/8" X 4 1/8" PLATE MOUNT, 5" X 1 1/4" A98 TPU CROWN TREAD BLUE ON TAN WHEEL WITH 5/16" DUAL PRECISION BEARINGS, 5/16" AXLE AND NYLON LOCK NUT. WITH SIDE BRAKE.	


EQUIPMENT TYPE: Wheel


WALMART SAP NO.	P&H PART NO.	PKG./QTY.	DESCRIPTION	
100064365	KIT-W-326	4 WHEELS WITH AXLES & NUTS	4" X 1 1/4" BLUE ON TAN TPU A98 CROWN ON PP LIGHT/MEDIUM DUTY WHEEL AND 5/16" QUAD X BEARING	


WALMART SAP NO.	DESCRIPTION	
100041447	BAKERY DOLLY SHEET PAN CART	

EQUIPMENT TYPE: Bakery Lug Dolly Parts



WALMART SAP NO.	P&H PART NO.	PKG./QTY.	DESCRIPTION	
100064365	KIT-W-326	4 WHEELS WITH AXLES & NUTS	4" X 1 1/4" BLUE ON TAN TPU A98 CROWN ON PP LIGHT/MEDIUM DUTY WHEEL AND 5/16" QUAD X BEARING	


WALMART SAP NO.	P&H PART NO.	
100033326	LUG-DOLLY	

WALMART SAP NO.	P&H PART NO.	PKG./QTY.	DESCRIPTION	
100064327	KIT-CAS617	5 COMPLETE ASSEMBLED CASTERS	LIGHT/MEDIUM CASTER WITH ZINC PLATED STEEL WITH LACQUER DIP YOKE, .845 WITH 5/16" HOLE MOUNT, 5" X 1 1/4" TPU A98 CROWN ON PP BLUE ON TAN WHEEL, 5/16" DUAL PRECISION BEARING AND 5/16" A/NY	


WALMART SAP NO.	P&H PART NO.	
100015612	14073	


EQUIPMENT TYPE: Produce & Rotisserie Cart- Meat/Club Stocking Cart Parts

WALMART SAP NO.	P&H PART NO.	PKG./QTY.	DESCRIPTION	
100064358	KIT-CAS618	10 COMPLETE ASSEMBLED CASTERS (MOUNTING HARDWARE NOT INCLUDED.)	LIGHT/MEDIUM CASTER WITH ZINC PLATED STEEL WITH LACQUER DIP YOKE, 3 1/8" X 4 1/8" MOUNT, 5" X 1 1/4" TPU A98 CROWN ON PP BLUE ON TAN WHEEL, 5/16" DUAL PRECISION BEARING AND 5/16" A/NY	
100502316	CAS647	1 COMPLETE ASSEMBLED CASTER (MOUNTING HARDWARE NOT INCLUDED.)	LIGHT/MEDIUM RIGID CASTER WITH ZINC PLATED STEEL WITH LACQUER DIP YOKE, 3 1/8" X 4 1/8" MOUNT, 5" X 1 1/4" TPU A98 CROWN ON PP BLUE ON TAN WHEEL, 5/16" DUAL PRECISION BEARING AND 5/16" A/NY	



WALMART SAP NO.	WALMART PART NO.	
100043727	WX1000KAB	
100508522	ROTISSERIE-CART	

EQUIPMENT TYPE: Icing Cart Parts

WALMART SAP NO.	P&H PART NO.	PKG./QTY.	DESCRIPTION	
100502315	CAS617-PBK	1 COMPLETE ASSEMBLED CASTER	LIGHT/MEDIUM CASTER WITH ZINC PLATED STEEL WITH LACQUER DIP YOKE, .845 WITH 5/16" HOLE MOUNT, 5" X 1 1/4" TPU A98 CROWN ON PP BLUE ON TAN WHEEL, 5/16" DUAL PRECISION BEARING, 5/16" A/NY AND SIDE BRAKE	

WALMART SAP NO.	WALMART PART NO.	
100031190	AL-IC-3 ICING CART	

EQUIPMENT TYPE: Fry Rack & Food Demo Cart Parts



WALMART SAP NO.	P&H PART NO.	PKG./QTY.	DESCRIPTION	
100502315	CAS617-PBK	1 COMPLETE ASSEMBLED CASTER	LIGHT/MEDIUM CASTER WITH ZINC PLATED STEEL WITH LACQUER DIP YOKE, .845 WITH 5/16" HOLE MOUNT, 5" X 1 1/4" TPU A98 CROWN ON PP BLUE ON TAN WHEEL, 5/16" DUAL PRECISION BEARING, 5/16" A/NY AND SIDE BRAKE	
100064357	KIT-CAS617	5 COMPLETE ASSEMBLED CASTERS	LIGHT/MEDIUM CASTER WITH ZINC PLATED STEEL WITH LACQUER DIP YOKE, .845 WITH 5/16" HOLE MOUNT, 5" X 1 1/4" TPU A98 CROWN ON PP BLUE ON TAN WHEEL, 5/16" DUAL PRECISION BEARING AND 5/16" A/NY	

WALMART SAP NO.	WALMART PART NO.	
100039758	VIS DEMO	
100033530	SS-CFR2027/LC	

MATERIAL HANDLING & Stocking Equipment





EQUIPMENT TYPE: Material Handling/Stocking Cart Parts


WALMART SAP NO.	P&H PART NO.	PKG./QTY.	DESCRIPTION	
100064361	KIT-CAS858-6	2 COMPLETE ASSEMBLED CASTERS (MOUNTING HARDWARE NOT INCLUDED.)	INSTALLED ON FRONT OF CART. MEDIUM/HEAVY CASTER WITH ZINC PLATED STEEL WITH LACQUER DIP YOKE, 4" X 4 1/2" MOUNT, 6" X 2" TPU A98 CROWN ON PP BLUE ON TAN WHEEL, 1/2" QUAD X BEARING AND 1/2" A/N	
100064362	KIT-CAS859-6	2 COMPLETE ASSEMBLED CASTERS (MOUNTING HARDWARE NOT INCLUDED.)	INSTALLED ON REAR OF CART. MEDIUM/HEAVY RIGID CASTER WITH ZINC PLATED STEEL WITH LACQUER DIP YOKE, 4" X 4 1/2" MOUNT, 6" X 2" TPU A98 CROWN ON PP BLUE ON TAN WHEEL, 1/2" QUAD X BEARING AND 1/2" A/N	

See Casters on page 14



WALMART SAP NO.	WALMART PART NO.	
100043046	WMN-2448	

EQUIPMENT TYPE: Furniture Cart Parts


WALMART SAP NO.	P&H PART NO.	PKG./QTY.	DESCRIPTION	
100064358	KIT-CAS618	10 COMPLETE ASSEMBLED CASTERS (MOUNTING HARDWARE NOT INCLUDED.)	SWIVEL : LIGHT/MEDIUM CASTER WITH ZINC PLATED STEEL WITH LACQUER DIP YOKE, 3 1/8" X 4 1/8" MOUNT, 5" X 1 1/4" TPU A98 CROWN ON PP BLUE ON TAN WHEEL, 5/16" DUAL PRECISION BEARING AND 5/16" A/N	
100502316	CAS647	2 COMPLETE ASSEMBLED CASTERS (MOUNTING HARDWARE NOT INCLUDED.)	RIGID: LIGHT/MEDIUM RIGID CASTER WITH ZINC PLATED STEEL WITH LACQUER DIP YOKE, 3 1/8" X 4 1/8" MOUNT, 5" X 1 1/4" TPU A98 CROWN ON PP BLUE ON TAN WHEEL, 5/16" DUAL PRECISION BEARING AND 5/16" A/N	

WALMART SAP NO.	WALMART PART NO.	
100034703	PCU-2	



EQUIPMENT TYPE: Utility Nesting Cart Parts (See cart on page 19)

WALMART SAP NO.	P&H PART NO.	PKG./QTY.	DESCRIPTION	
100064363	KIT-CAS859-6BK	2 COMPLETE ASSEMBLED CASTERS (MOUNTING HARDWARE NOT INCLUDED.)	2 X CENTER CASTERS: MEDIUM/HEAVY RIGID CASTER WITH ZINC PLATED STEEL WITH LACQUER DIP YOKE, 4 X 4 1/2 MOUNT, 6" X 2" TPU A98 CROWN ON PP BLUE ON TAN WHEEL, 1/2 QUAD X BEARING, 1/2" A/N AND SIDE BRAKE	
100064358	KIT-CAS618	2 COMPLETE ASSEMBLED CASTERS (MOUNTING HARDWARE NOT INCLUDED.)	4 X 5" CORNER CASTERS: LIGHT/MEDIUM CASTER WITH ZINC PLATED STEEL WITH LACQUER DIP YOKE, 3 1/8" X 4 1/8" MOUNT, 5" X 1 1/4" TPU A98 CROWN ON PP BLUE ON TAN WHEEL, 5/16" DUAL PRECISION BEARING AND 5/16" A/N	

(See order information on page 18)

WALMART SAP NO.	WALMART PART NO.	
100019137	AL-UB-2260-SH-WM	




EQUIPMENT TYPE: Shoe Stocking /Shelf Utility/Rocket Cart Parts


WALMART SAP NO.	P&H PART NO.	PKG./QTY.	DESCRIPTION	
100502314	CAS618-PBK	1 COMPLETE ASSEMBLED CASTER (MOUNTING HARDWARE NOT INCLUDED.)	LIGHT/MEDIUM CASTER WITH ZINC PLATED STEEL WITH LACQUER DIP YOKE, 3 1/8" X 4 1/8" MOUNT, 5" X 1 1/4" TPU A98 CROWN ON PP BLUE ON TAN WHEEL, 5/16" DUAL PRECISION BEARING, 5/16" A/NY AND SIDE BRAKE	
100064358	KIT-CAS618	10 COMPLETE ASSEMBLED CASTERS (MOUNTING HARDWARE NOT INCLUDED.)	LIGHT/MEDIUM CASTER WITH ZINC PLATED STEEL WITH LACQUER DIP YOKE, 3 1/8" X 4 1/8" MOUNT, 5" X 1 1/4" TPU A98 CROWN ON PP BLUE ON TAN WHEEL, 5/16" DUAL PRECISION BEARING AND 5/16" A/NY	

WALMART SAP NO.	WALMART PART NO.	
100037817	SUC-3-LD	
100035834	RCKT-CRT	

EQUIPMENT TYPE: Curbside Pickup Pallet (ORBIS)





WALMART SAP NO.	P&H PART NO.	PKG./QTY.	DESCRIPTION	
100633420	H20M534NEDE KIT-OGPSET	1 REPLACEMENT KIT CONTAINING 4 PCS. 1 SWIVEL CASTER 2 RIGID CASTERS 1 TOTAL LOCK BRAKE CASTER	LIGHT/MEDIUM CASTER WITH PREMIUM ZINC HEAT TREATED YOKE, 97 x 60 MM METRIC PLATE MOUNT, 3" x 1 1/4" TPR A70 CROWN ON PP GRAY ON BLACK WHEEL, 5/16 DUAL PRECISION BEARING AND 5/16" A/NY	
	H22M534NEDE		LIGHT/MEDIUM RIGID CASTER WITH PREMIUM ZINC HEAT TREATED YOKE, 97 x 60 MM METRIC PLATE MOUNT, 3" x 1 1/4" TPR A70 CROWN ON PP GRAY ON BLACK WHEEL, 5/16 DUAL PRECISION BEARING AND 5/16" A/NY	
	H25P134NEDELL		LIGHT/MEDIUM CASTER WITH PREMIUM ZINC HEAT TREATED YOKE, 97 x 60 MM METRIC PLATE MOUNT, 3" x 1 1/4" TPR A70 CROWN ON PP GRAY ON BLACK WHEEL, 5/16 DUAL PRECISION BEARING AND 5/16" A/NY.TOTAL LOCK BRAKE.	


WALMART SAP NO.	P&H PART NO.	PKG./QTY.	DESCRIPTION	
100633421	H25P134NEDELL KIT-OGPBRAKE	KIT CONTAINING 4 COMPLETE ASSEMBLED CASTERS EQUIPPED WITH TOTAL LOCK BRAKES.	LIGHT/MEDIUM CASTER WITH PREMIUM ZINC HEAT TREATED YOKE, 97 x 60 MM METRIC PLATE MOUNT, 3" x 1 1/4" TPR A70 CROWN ON PP GRAY ON BLACK WHEEL, 5/16 DUAL PRECISION BEARING AND 5/16" A/NY.TOTAL LOCK BRAKE.	

EQUIPMENT TYPE: Nesting Grocery Pick Cart


Option 1: Replacement kit containing 4 pcs. (2 of each front and rear casters):

WALMART SAP NO.	P&H PART NO.	PKG./QTY.	DESCRIPTION	
100611161	KIT-GROCPICKCRT	2 COMPLETE ASSEMBLED CASTERS (MOUNTING HARDWARE NOT INCLUDED.)	CAS618-LC : SWIVEL : LIGHT/MEDIUM CASTER WITH ZINC PLATED STEEL WITH LACQUER DIP YOKE, 3 1/8" X 4 1/8" MOUNT, 5" X 1 1/4" TPU A98 CROWN ON PP BLUE ON TAN WHEEL, 5/16" DUAL PRECISION BEARING AND 5/16" A/NY	
	KITZ26P254CLDER	2 COMPLETE ASSEMBLED CASTERS (MOUNTING HARDWARE NOT INCLUDED.)	Z26P254CLDER :INDUSTRIAL SWIVEL CASTER WITH ZINC PLATED STEEL WITH LACQUER DIP YOKE, 3 1/8 X 4 1/8 MOUNT, 5" x 1 1/4" TPU A98 CROWN ON PP BLUE ON TAN WHEEL, 5/16 DUAL PRECISION BEARING, 5/16" A/NY AND DIRECTIONAL LOCK	

Option 2: Replacement kit containing 10 pcs.

WALMART SAP NO.	P&H PART NO.	PKG./QTY.	DESCRIPTION	
100064358	KIT-CAS618	KIT CONTAINING 10 COMPLETE ASSEMBLED CASTERS (MOUNTING HARDWARE NOT INCLUDED.)	SWIVEL : LIGHT/MEDIUM CASTER WITH ZINC PLATED STEEL WITH LACQUER DIP YOKE, 3 1/8" X 4 1/8" MOUNT, 5" X 1 1/4" TPU A98 CROWN ON PP BLUE ON TAN WHEEL, 5/16" DUAL PRECISION BEARING AND 5/16" A/NY	

Option 3: Replacement kit containing 2 pcs.



WALMART SAP NO.	P&H PART NO.	PKG./QTY.	DESCRIPTION	
100628697	KITZ26P254CLDER	KIT CONTAINING 2 COMPLETE ASSEMBLED CASTERS (MOUNTING HARDWARE NOT INCLUDED.)	Z26P254CLDER :INDUSTRIAL SWIVEL CASTER WITH ZINC PLATED STEEL WITH LACQUER DIP YOKE, 3 1/8 X 4 1/8 MOUNT, 5" x 1 1/4" TPU A98 CROWN ON PP BLUE ON TAN WHEEL, 5/16 DUAL PRECISION BEARING, 5/16" A/NY AND DIRECTIONAL LOCK	




PRODUCT DISPLAY



Racks & Equipment

EQUIPMENT TYPE: Slant Display Rack/Collapsible Bread Rack

WALMART SAP NO.	P&H PART NO.	PKG./QTY.	DESCRIPTION	
100064358	KIT-CAS618	10 COMPLETE ASSEMBLED CASTERS (MOUNTING HARDWARE NOT INCLUDED.)	LIGHT/MEDIUM CASTER WITH ZINC PLATED STEEL WITH LACQUER DIP YOKE, 3 1/8" X 4 1/8" MOUNT, 5" X 1 1/4" TPU A98 CROWN ON PP BLUE ON TAN WHEEL, 5/16" DUAL PRECISION BEARING AND 5/16" A/NY	
1000502314	CAS618-PBK	1 COMPLETE ASSEMBLED CASTER (MOUNTING HARDWARE NOT INCLUDED.)	LIGHT/MEDIUM CASTER WITH ZINC PLATED STEEL WITH LACQUER DIP YOKE, 3 1/8" X 4 1/8" MOUNT, 5" X 1 1/4" TPU A98 CROWN ON PP BLUE ON TAN WHEEL, 5/16" DUAL PRECISION BEARING, 5/16" A/NY AND SIDE BRAKE	

WALMART SAP NO.	WALMART PART NO.	
100019122	AL-2607-BSR-COL	


EQUIPMENT TYPE: Garment Rack (See Cart On Page 24)


WALMART SAP NO.	P&H PART NO.	PKG./QTY.	DESCRIPTION	
100064360	KIT-CAS644	4 COMPLETE ASSEMBLED CASTERS.	LIGHT/MEDIUM RIGID CASTER WITH ZINC PLATED STEEL WITH LACQUER DIP YOKE, 1/2 X 13 X 1 3/4 MOUNT, 5" X 1 1/4" TPU A98 CROWN ON PP BLUE ON TAN WHEEL, 5/16" DUAL PRECISION BEARING AND 5/16" A/NY	
100064359	KIT-CAS643	4 COMPLETE ASSEMBLED CASTERS.	LIGHT/MEDIUM CASTER WITH ZINC PLATED STEEL WITH LACQUER DIP YOKE, 1/2 X 13 X 1 3/4 MOUNT, 5" X 1 1/4" TPU A98 CROWN ON PP BLUE ON TAN WHEEL, 5/16" DUAL PRECISION BEARING AND 5/16" A/NY	

EQUIPMENT TYPE: Garment Rack, Continued (see order information on page 23)


WALMART SAP NO.	WALMART PART NO.	
100027215	GR-Z2-WM	

EQUIPMENT TYPE: Mobile Bike Rack- Winholt

WALMART SAP NO.	P&H PART NO.	PKG./QTY.	DESCRIPTION	
100532815	CAS872-LC-TBK	1 COMPLETE ASSEMBLED CASTER	LIGHT/MEDIUM CASTER WITH ZINC PLATED STEEL WITH LACQUER DIP YOKE, 1.685 MOUNT, 5" X 1 1/4" TPU A98 CROWN ON PP BLUE ON TAN WHEEL, 5/16 DUAL PRECISION BEARING, 5/16" A/NY AND TOP BRAKE	



WALMART SAP NO.	WALMART PART NO.	
100019656	BIKE-ROLLINGRACK	


EQUIPMENT TYPE: Plant Rack Parts

WALMART SAP NO.	P&H PART NO.	PKG./QTY.	DESCRIPTION	
100618223	KIT-PLANTRACK	4	CAS925-LC-TBK: LIGHT/MEDIUM CASTER WITH ZINC PLATED STEEL WITH LACQUER DIP YOKE, .846" MOUNT, 5" X 1 1/4" TPU A98 CROWN ON PP BLUE ON TAN WHEEL, 5/16" DUAL PRECISION BEARING, 5/16" A/NY AND TOP BRAKE	



WALMART SAP NO.	WALMART PART NO.	
100033719	MHBD—6672	

EQUIPMENT TYPE: Auto Tool Cart Parts

WALMART SAP NO.	P&H PART NO.	PKG./QTY.	DESCRIPTION	
100502314	CAS618-LCBK	1 COMPLETE ASSEMBLED CASTER (MOUNTING HARDWARE NOT INCLUDED.)	LIGHT/MEDIUM CASTER WITH ZINC PLATED STEEL WITH LACQUER DIP YOKE, 3 1/8" X 4 1/8" MOUNT, 5" X 1 1/4" TPU A98 CROWN ON PP BLUE ON TAN WHEEL, 5/16" DUAL PRECISION BEARING, 5/16" A/NY AND SIDE BRAKE	
100064358	KIT-CAS618	10 COMPLETE ASSEMBLED CASTERS (MOUNTING HARDWARE NOT INCLUDED.)	LIGHT/MEDIUM CASTER WITH ZINC PLATED STEEL WITH LACQUER DIP YOKE, 3 1/8" X 4 1/8" MOUNT, 5" X 1 1/4" TPU A98 CROWN ON PP BLUE ON TAN WHEEL, 5/16" DUAL PRECISION BEARING AND 5/16" A/NY	

WALMART SAP NO.	WALMART PART NO.	
100015830	190-220	

EQUIPMENT TYPE: Waste Bin



WALMART SAP NO.	P&H PART NO.	PKG./QTY.	DESCRIPTION	
100595667	KIT-WASTEBIN	2 COMPLETE ASSEMBLED SWIVEL CASTERS	Z20P141CLDE: LIGHT/MEDIUM DUTY CASTER WITH ZINC PLATED STEEL WITH LACQUER DIP YOKE, 2 3/8" X 3 5/8" PLATE MOUNT, 4" X 1" TPU A98 CROWN TREAD ON POLYPROPYLENE BLUE ON TAN WHEEL, 5/16" DUAL PRECISION BEARINGS AND 5/16" AXLE AND NYLON NUT.	
		2 COMPLETE ASSEMBLED RIGID CASTERS	Z22P141CLDE: RIGID LIGHT/MEDIUM DUTY CASTER WITH ZINC PLATED STEEL WITH LACQUER DIP YOKE, 2 3/8" X 3 5/8" PLATE MOUNT, 4" X 1" TPU A98 CROWN TREAD ON POLYPROPYLENE BLUE ON TAN WHEEL, 5/16" DUAL PRECISION BEARINGS AND 5/16" AXLE AND NYLON NUT.	


SPECIALTY Carts & Equipment



RECEIVING CARTS

EQUIPMENT TYPE: Receiving Cart/desk Parts


WALMART SAP NO.	P&H PART NO.	PKG./QTY.	DESCRIPTION	
100502315	CAS617-PBK	1 COMPLETE ASSEMBLED CASTER	LIGHT/MEDIUM CASTER WITH ZINC PLATED STEEL WITH LACQUER DIP YOKE, .845 WITH 5/16" HOLE MOUNT, 5" X 1 1/4" TPU A98 CROWN ON PP BLUE ON TAN WHEEL, 5/16" DUAL PRECISION BEARING, 5/16" A/NY AND SIDE BRAKE	
100064357	KIT-CAS617	5 COMPLETE ASSEMBLED CASTERS	LIGHT/MEDIUM CASTER WITH ZINC PLATED STEEL WITH LACQUER DIP YOKE, .845 WITH 5/16" HOLE MOUNT, 5" X 1 1/4" TPU A98 CROWN ON PP BLUE ON TAN WHEEL, 5/16" DUAL PRECISION BEARING AND 5/16" A/NY	

WALMART SAP NO.	WALMART PART NO.	
100035842	RDM-WN-3	





SAP NO. 100559943

EQUIPMENT TYPE: Cash Cart Parts

WALMART SAP NO.	P&H PART NO.	PKG./QTY.	DESCRIPTION	
100559943	KIT-CASHCART	WITH THE BELOW, PART OF A KIT CONTAINING 4 ASSEMBLED CASTERS	KIT CONTAINING 2 RIGID AND 2 SWIVEL LIGHT/MEDIUM CASTERS WITH ZINC PLATED WITH LACQUARE DIP YOKE, 2 3/8 X 3 5/8 MOUNT, 4" X 1 1/4" PO CROWN GRAY ON TAN WHEEL, 3/8 PLAIN BEARING AND 5/16" A/NY	




EQUIPMENT TYPE: Security Cage Cart



WALMART SAP NO.	P&H PART NO.	PKG./QTY.	DESCRIPTION	
100619586	KIT-SECURECAGE	KIT CONTAINING 4 ASSEMBLED CASTERS 2 PCS. EACH OF SWIVEL CASTER AND SWIVEL CASTER WITH SIDE BRAKE.	MEDIUM/HEAVY CASTER WITH ZINC PLATED STEEL WITH LACQUER DIP YOKE, 4" X 4 1/2" MOUNT, 6" X 2" FLAT PHENOLIC BLACK WHEEL, 1 3/16" PLAIN BEARING, 1/2" A/N AND SIDE BRAKE	
			MEDIUM/HEAVY RIGID CASTER WITH ZINC PLATED STEEL WITH LACQUER DIP YOKE, 4" X 4 1/2" MOUNT, 6" X 2" FLAT PHENOLIC BLACK WHEEL, 1 3/16" PLAIN BEARING AND 1/2" A/NY	

GARDEN CARTS


EQUIPMENT TYPE: Garden Cart


WALMART SAP NO.	P&H PART NO.	PKG./QTY.	DESCRIPTION	
100064361	Kit-CAS858-6	2 COMPLETE ASSEMBLED CASTERS (MOUNTING HARDWARE NOT INCLUDED.)	OUTER CASTERS: MEDIUM/HEAVY CASTER WITH ZINC PLATED STEEL WITH LACQUER DIP YOKE, 4" X 4 1/2" MOUNT, 6" X 2" TPU A98 CROWN ON PP BLUE ON TAN WHEEL, 1/2" QUAD X BEARING AND 1/2" A/NY	
100064362	Kit-CAS859-6	2 COMPLETE ASSEMBLED CASTERS (MOUNTING HARDWARE NOT INCLUDED.)	RIGID CENTER CASTERS: MEDIUM/HEAVY RIGID CASTER WITH ZINC PLATED STEEL WITH LACQUER DIP YOKE, 4" X 4 1/2" MOUNT, 6" X 2" TPU A98 CROWN ON PP BLUE ON TAN WHEEL, 1/2" QUAD X BEARING AND 1/2" A/NY	
100064367	Kit-W-853-6	6 WHEELS WITH AXLES & NUTS	6" X 2" BLUE ON TAN TPU A98 CROWN ON PP MEDIUM/HEAVY DUTY WHEEL AND 1/2" BALL BEARING	




OTHER CARTS/DOLLIES


EQUIPMENT TYPE: Cart Roll Around

WALMART SAP NO.	P&H PART NO.	PKG./QTY.	DESCRIPTION	
100015776	W-10SM-5/8	1 WHEEL (AXLES & NUTS NOT INCLUDED)	10" X 2 1/2" BLACK ON GREY SEMI PNEUMATIC MEDIUM/HEAVY DUTY WHEEL, 5/8" BALL BEARING AND CENTERED HUB	

WALMART SAP NO.	WALMART PART NO.	
100017273	508-SP	

EQUIPMENT TYPE: 3 Tier Rolling Tire Rack

WALMART SAP NO.	WALMART PART NO.	
100015775	3 TIER TIRE RACK	



WALMART SAP NO.	P&H PART NO.	PKG./QTY.	DESCRIPTION	
100651812	WS4005YRO	1 WHEEL (AXLES & NUTS NOT INCLUDED)	10" X 2 1/2" BLACK ON GRAY SEMI PNEUMATIC, MEDIUM/HEAVY DUTY WHEEL, 5/8" BALL BEARINGS, AND OFFSET HUB	

EQUIPMENT TYPE: Expandable Gate - Yellow

WALMART SAP NO.	P&H PART NO.	PKG./QTY.	DESCRIPTION
100529730	Z10T431ABCD	1 COMPLETE ASSEMBLED CASTER	CAS333 3" HEAT TREATED EK-128-5D ZINC PLATED SWIVEL YOKE 3" W-333 AND EK-128-5 KIT


WALMART SAP NO.	WALMART PART NO.	
100026016	GC-GATE	

EQUIPMENT TYPE: Rolling Bin For Trash Collection

WALMART SAP NO.	P&H PART NO.	PKG./QTY.	DESCRIPTION		
100595667	KIT-WASTEBIN	2 PCS EACH OF Z20P144CLGE AND Z22P144CLGE	2 SWIVEL CASTERS WITH 4" X 1 1/4" WHEELS 2 RIGID CASTERS WITH 4" X 1 1/4" WHEELS		


WALMART SAP NO.	WALMART PART NO.	
100033781	GRAY ROLLING BIN FOR TRASH COLLECTION	

EQUIPMENT TYPE: 3 Step Ladder Cart

WALMART SAP NO.	P&H PART NO.	PKG./QTY.	DESCRIPTION	
100064375	KIT50-W-327	50 pieces each of WC2054LD, MAZC1E and MNZC1E	5" X 1 1/4" TPU A98 CROWN ON PP BLUE ON TAN WHEEL, 5/16" DUAL PRECISION BEARING AND 5/16" A/NY	


WALMART SAP NO.	WALMART PART NO.	
		

EQUIPMENT TYPE: Tote Stocking Cart

WALMART SAP NO.	P&H PART NO.	PKG./QTY.	DESCRIPTION	
100064375	KIT50-W-327	50 pieces each of WC2054LD, MAZC1E and MNZC1E	5" X 1 1/4" TPU A98 CROWN ON PP BLUE ON TAN WHEEL, 5/16" DUAL PRECISION BEARING AND 5/16" A/NY	


WALMART SAP NO.	WALMART PART NO.	
		

EQUIPMENT TYPE: Apparel Cart 1


WALMART SAP NO.	P&H PART NO.	PKG./QTY.	DESCRIPTION	
100064375	KIT50-W-327	50 pieces each of WC2054LD, MAZC1E and MNZC1E	5" X 1 1/4" TPU A98 CROWN ON PP BLUE ON TAN WHEEL, 5/16" DUAL PRECISION BEARING AND 5/16" A/NY	

WALMART SAP NO.	WALMART PART NO.	
		

EQUIPMENT TYPE: Apparel Cart 2

WALMART SAP NO.	P&H PART NO.	PKG./QTY.	DESCRIPTION	
100064375	KIT50-W-327	50 pieces each of WC2054LD, MAZC1E and MNZC1E	5" X 1 1/4" TPU A98 CROWN ON PP BLUE ON TAN WHEEL, 5/16" DUAL PRECISION BEARING AND 5/16" A/NY	

EQUIPMENT TYPE: Apparel Cart

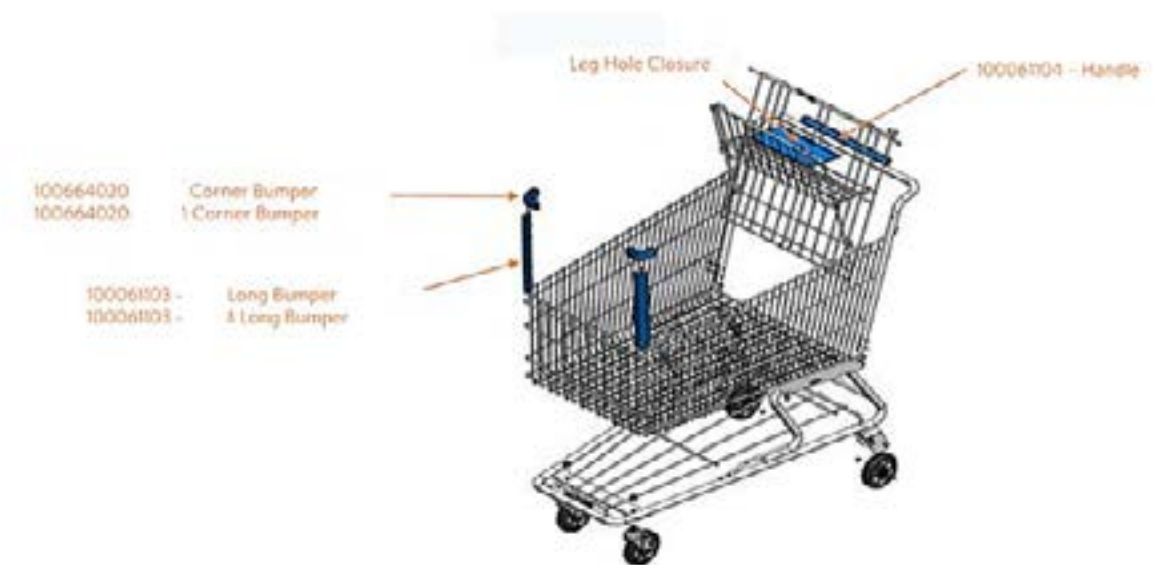
WALMART SAP NO.	P&H PART NO.	PKG./QTY.		
100656461	KIT-APPAREL	Kit Of 2 Pieces Each Z26T954CLDER and Z20T254CLDE		

SHOPPING CART Replacement Parts



EQUIPMENT TYPE: Shopping Cart Replacement Parts

WALMART SAP NO.	P&H PART NO.	PKG./QTY.	DESCRIPTION	
100061122	WM-LHC-PKG-100	100 PCS.	LEGHOLE CLOSURES	
100061103	WM-BUMP-PKG285	50 PCS.	VERTICAL FULL LENGTH BUMPERS	
100064374	WM-TPRM-PKG100	100 PCS. LEFT 100 PCS. RIGHT	TOP RIM CORNER CLIPS	
100061104	WM-HDL-PKG-285	25 PCS.	HANDLE CLIPS	



CASTER Terminology



GENERAL INFORMATION

Caster Terminology

- **Dynamic Load** – The load applied to a wheel or caster while in motion.
- **Durometer** – A measure of the hardness of a wheel. It is measured on a numeric scale with numbers ranging from lower (i.e. softer) to higher (i.e. harder). Wheels are measured in two scales, “A” shore for soft wheels and “D” shore for harder wheels.
- **Impact Load** – A temporary load applied to a wheel or caster when load is dropped on the equipment or it strikes an obstruction or experiences vibration.
- **Mounting Height** – The vertical distance between the top edge of the caster plate of the unit and the bottom of the wheel.
- **Offset** – The perpendicular distance between the vertical centerlines of the kingpin and the axle of a swivel caster. Larger offsets afford easier swiveling, shorter offsets allow greater load strength.
- **Static Load** – The load applied to a caster while it is stationary.
- **Steering** – The ease in which a caster turns to a desired direction. Tread shape, wheel material and caster swivel bearings all affect steering. The offset of the swivel plays a role in the ease or difficulty in steering. Too much offset can reduce load capacity and increase wobble, and too small an offset will increase steering effort.
- **Swivel Radius** – The horizontal distance from the outside edge of the wheel tread to the vertical center line of the kingpin. The dimension identifies the minimum distance necessary for the caster to swivel 360’ when mounted.
- **Rollability** – The ease in which a caster’s starting and continued mobility is measured or wheel can be rolled. This can be influenced by type of tread, swivel and wheel bearings, and wheel size. The larger the wheel, the easier it will roll. A hard, narrow crowned tread rolls easier than a flat, soft tread on a smooth floor, but may be hard on floors. Soft treads protect floors and pass over floor obstructions more easily.
- **Tread Width** – The distance from outer edge to outer edge of the tread. A wider tread normally allows greater weight capacity.
- **Wheel Bearings** – The part that allows your wheel to rotate. The higher quality the selected bearing, the easier it is for the cart to roll.
- **Wheel Diameter** – The length of a straight line passing across the axle hole on the face of a wheel connecting two points on the tread. The larger the diameter the easier a wheel will overcome obstacles and carry a heavier load capacity.

Caster Parts & Nomenclature

- **Stems** – An attachment method comprised of a threaded post, round post, square post, or grip ring post. These stems offer a wide variety of options to work with a range of products.
- **Top Plate** – A flat, horizontal plate, usually with four bolt holes, which are used to attach the caster to the equipment. The caster is then bolted or welded onto the equipment.

- **Kingpin** – (Staked kingpin, or nut & bolt assembly, or integral kingpin assembly). A threaded nut & bolt or staked assembly which holds the swivel assembly together. An “integral” kingpin and top plate are of a one-piece construction. Threaded kingpins can be attuned to balance for wear in the swivel assembly.
- **Swivel Bearings** – Many construction styles include the following:
Single Level Ball Race – A single row of balls in a large diameter ball raceway. Double Ball Race – Two separate rows of balls moving independently through two levels of ball races.
- **Swivel Yoke** – A swivel yoke attaches to a cart, includes a swivel bearing unit. It does not include wheel, wheel bearings, washers, axles, nuts, or spanner bushing components. Typically used in conjunction with a roller bearing or in a plain bore assembly. Also called horns, rigs, and swivels.
- **Rigid Yoke** – A rigid yoke attaches to a cart, includes a rigid or stationary horn unit. It does not consist of the wheel bearings, washers, axles, nuts, or spanner bushing components. Also called, horns, rigs, or rigids.
- **Complete Wheel** – A wheel that has bearings installed
- **Blank Wheel** – A wheel without bearings installed (plain bore)
- **Brake Kit** – There are various type brakes used on casters. There is the tread type brake that locks the wheel, total lock brakes that lock the swivel and the wheel at the same time, there are position and directional locks for locking casters in a specific direction while in use.
- **Axle & Nut** – A reusable fastening system to assemble casters. Preferred in applications where the wheel could use replacement or maintenance.
- **Rivet** – A permanent steel rod to assemble casters. Preferred in economic applications where wheels typically will not get replaced.



Shopping Cart Wheel Replacement Guidelines

Correct Installation

